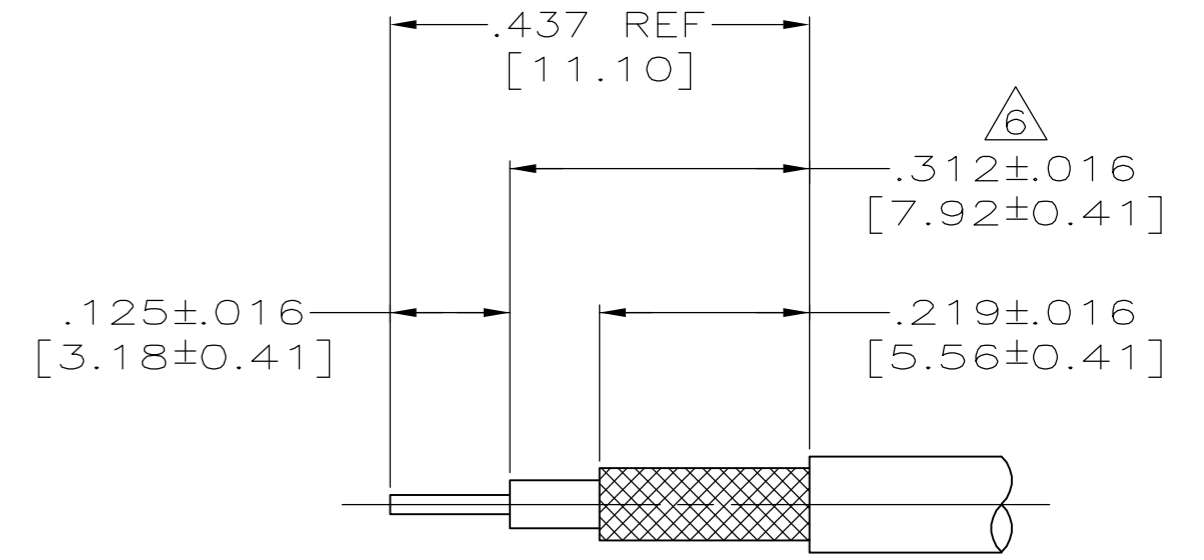
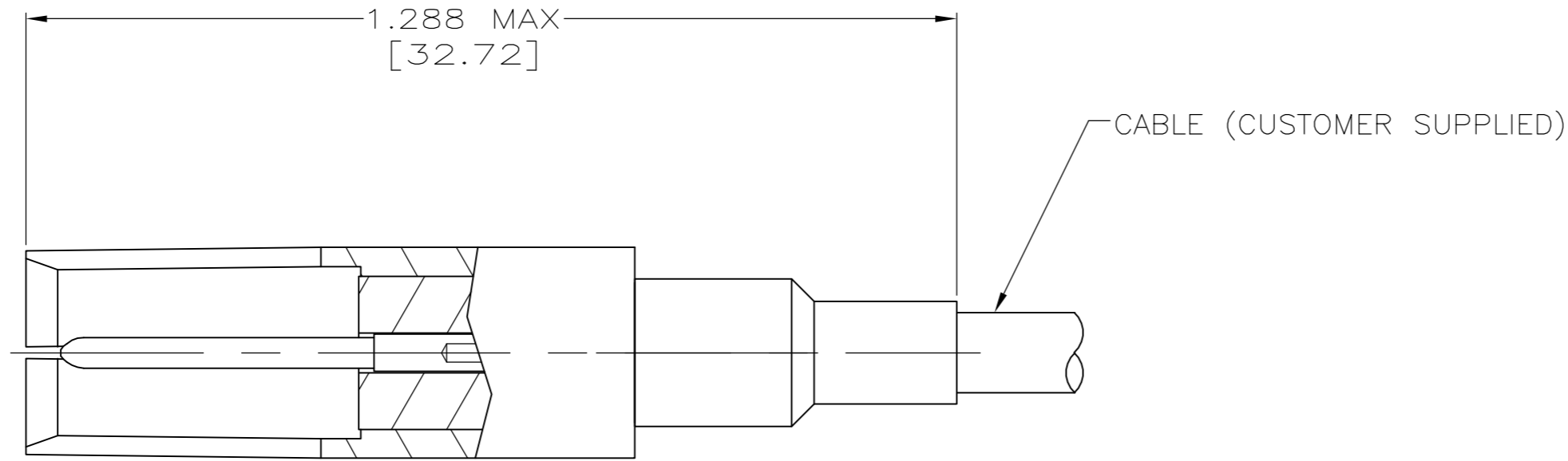


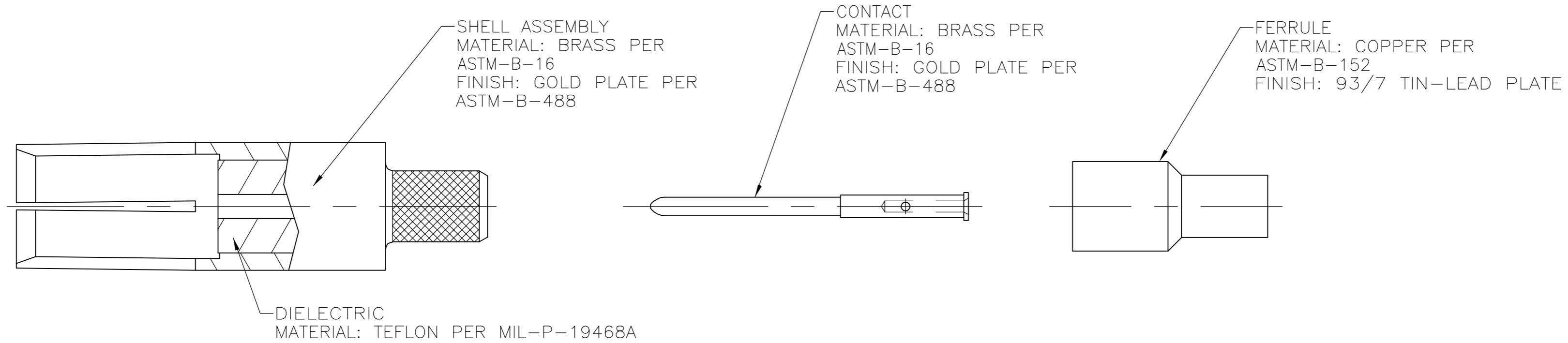
THIS DRAWING IS UNPUBLISHED. RELEASED FOR PUBLICATION - N/A .
 © COPYRIGHT N/A BY TYCO ELECTRONICS CORPORATION. ALL RIGHTS RESERVED.

LOC	DIST	REVISIONS					
DF	X0	P	LTR	DESCRIPTION	DATE	DWN	APVD
		E		REV PER 0H14-0244-05	04-05	AA	RG

ASSEMBLED VIEW



RECOMMENDED STRIP LENGTH
SCALE: N.T.S.



- FOR USE WITH RG-179/U OR 187/U CABLE.
- FERRULE CRIMPING TOOL: AMP TOOL 220066-1, CRIMP C.
- CONTACT CRIMPING TOOL: M22520/2-01 OR AMP TOOL NUMBER 1-601966-6, SETTING NUMBER 5. DANIELS POSITIONER PART NO. K345 OR AMP TOOL NO. 1-601966-6.
- SEE I.S.2348.
- DANIELS MANUFACTURING CORP
2266 FRANKLIN ROAD
BLOOMFIELD HILLS, MI 48013

6 OUTER JACKET OF CABLE MUST BE TRIMMED TO ALLOW PROPER INTER-PIN CONTACT LOCATION AFTER FERRULE CRIMP OPERATION.

- PARTS SHIPPED UNASSEMBLED AND CABLE IS SUPPLIED BY CUSTOMER.

225791-4
PART NO.

THIS DRAWING IS A CONTROLLED DOCUMENT.		DWN	C.C.THOMAS	12-SEP-94	Tyco Electronics Corporation Harrisburg, Pa 17105-3608
DIMENSIONS: INCHES		CHK	J.CARBALO	23-SEP-94	
TOLERANCES UNLESS OTHERWISE SPECIFIED:		APVD	J.CARBALO	23-SEP-94	
0 PLC ± - 1 PLC ± - 2 PLC ± - 3 PLC ± - 4 PLC ± - ANGLES ± - FINISH SEE CALLOUTS		NAME		CONNECTOR, COAXIAL, RF SOCKET SIZE 5, ARINC (HEX CRIMP)	
MATERIAL SEE CALLOUTS		PRODUCT SPEC	APPLICATION SPEC		RESTRICTED TO
		WEIGHT	-		SIZE
		CUSTOMER DRAWING		SCALE	5:1
		SHEET		1	OF
		REV		E	