

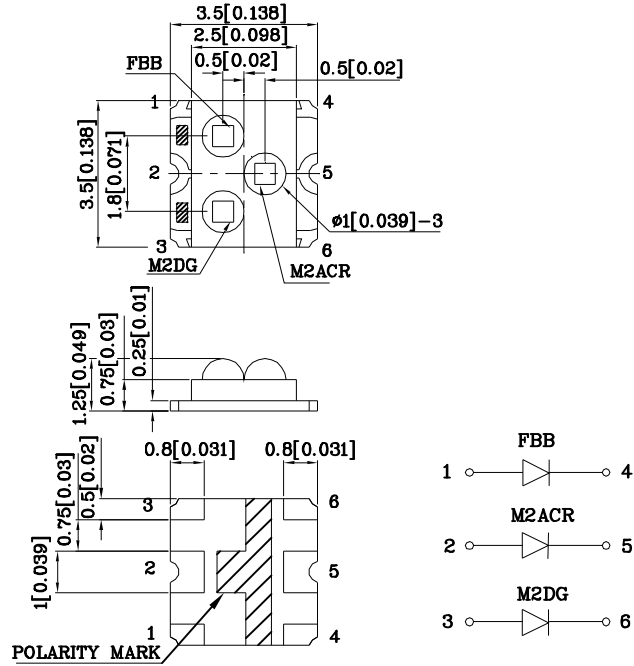
Features

- Ideal for indication light on hand held products
- Long life and robust package
- Variety of lens types and color choices available
- Package: 2000pcs / reel
- Moisture sensitivity level : level 3
- RoHS compliant



ATTENTION
OBSERVE PRECAUTIONS
FOR HANDLING
ELECTROSTATIC
DISCHARGE
SENSITIVE
DEVICES

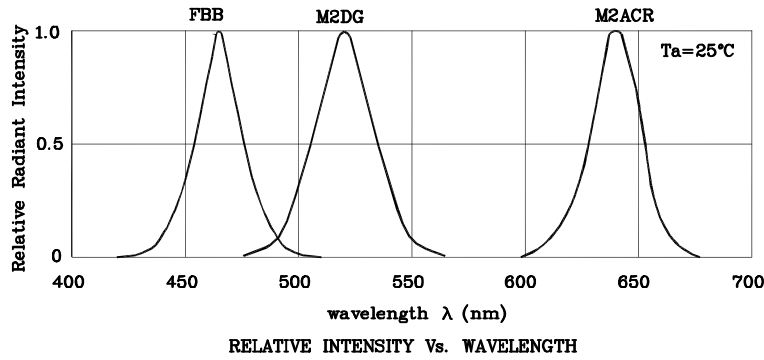
Package Schematics



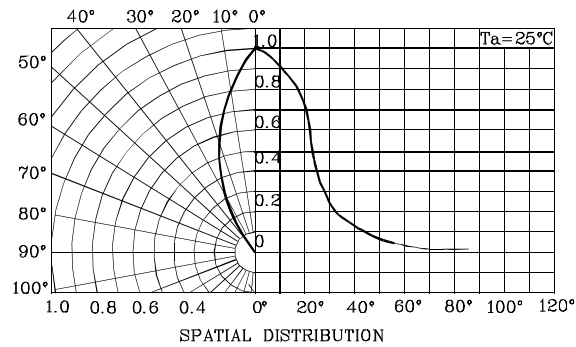
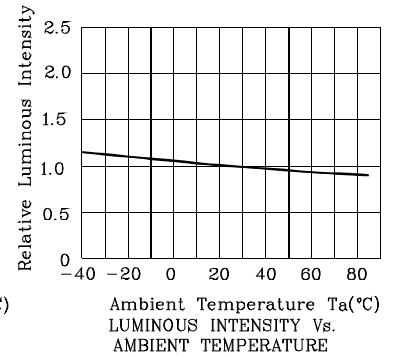
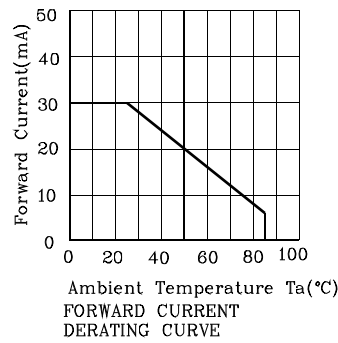
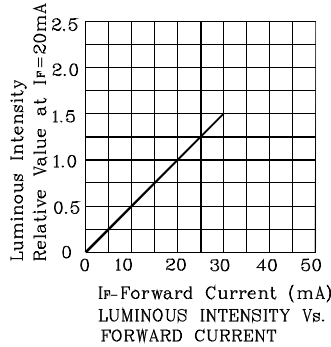
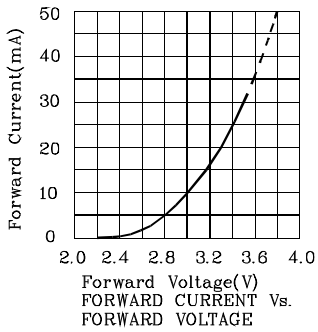
Absolute Maximum Ratings ($T_A=25^\circ\text{C}$)		FBB (InGa N)	M2ACR (AlGaIn P)	M2DG (InGa N)	Unit
Reverse Voltage	V_R	5	5	5	V
Forward Current	I_F	30	30	30	mA
Forward Current (Peak) 1/10 Duty Cycle 0.1ms Pulse Width	i_{FS}	100	150	100	mA
Power Dissipation	P_D	120	84	120	mW
Electrostatic Discharge Threshold (HBM)		250	-	450	V
Operating Temperature	T_A	-40 ~ +85			$^\circ\text{C}$
Storage Temperature	T_{stg}				

Operating Characteristics ($T_A=25^\circ\text{C}$)		FBB (InGa N)	M2ACR (AlGaIn P)	M2DG (InGa N)	Unit
Forward Voltage (Typ.) ($I_F=20\text{mA}$)	V_F	3.3	2.2	3.2	V
Forward Voltage (Max.) ($I_F=20\text{mA}$)	V_F	4	2.8	4	V
Reverse Current (Max.) ($V_R=5\text{V}$)	I_R	50	10	50	μA
Wavelength of Peak Emission (Typ.) ($I_F=20\text{mA}$)	λ_P	465	640	520	nm
Wavelength of Dominant Emission (Typ.) ($I_F=20\text{mA}$)	λ_D	470	625	525	nm
Spectral Line Full Width At Half-Maximum (Typ.) ($I_F=20\text{mA}$)	$\Delta\lambda$	22	25	35	nm
Capacitance (Typ.) ($V_F=0\text{V}$, $f=1\text{MHz}$)	C	100	27	100	pF

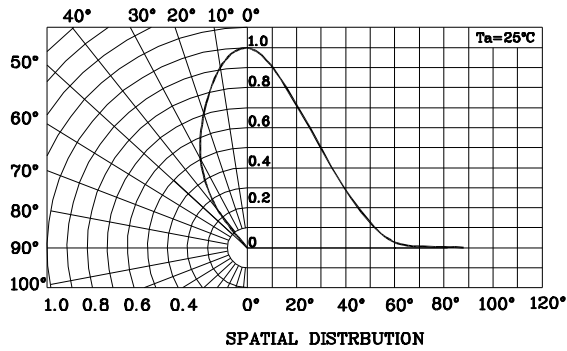
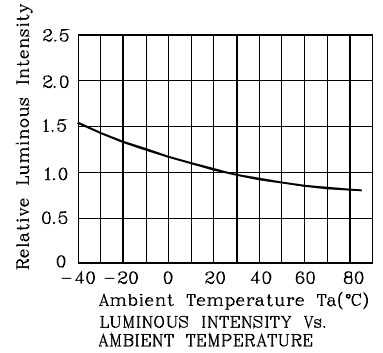
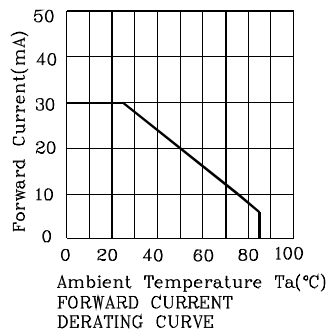
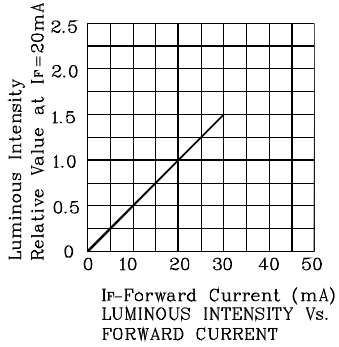
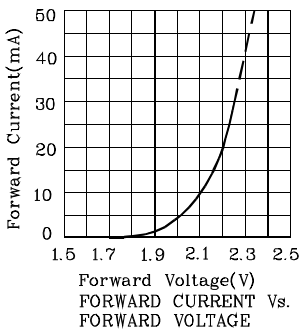
Part Number	Emitting Color	Emitting Material	Lens-color	Luminous Intensity ($I_F=20\text{mA}$) mcd		Wavelength nm λ_P	Viewing Angle 2θ 1/2
				min.	typ.		
XZFBBM2ACRDG92W-3	Blue	InGaN	Water Clear	380	795	465	45°
	Red	AlGaInP		2800	4990	640	60°
	Green	InGaN		1500	2190	520	40°



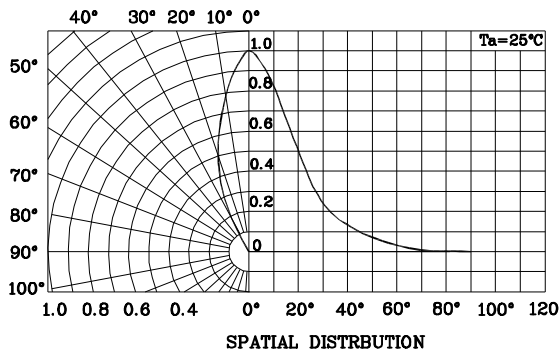
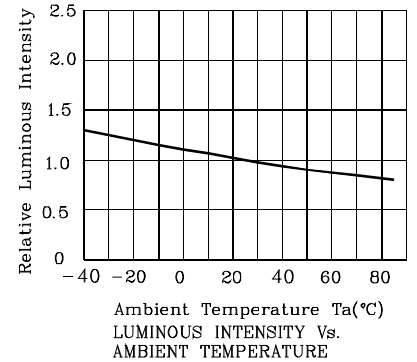
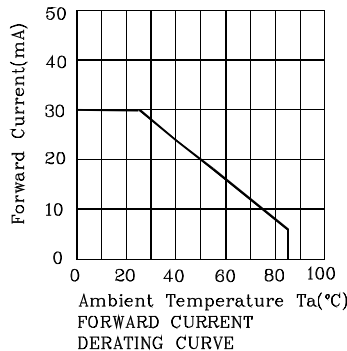
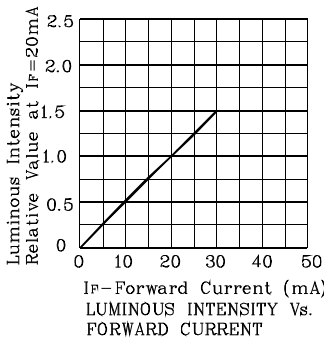
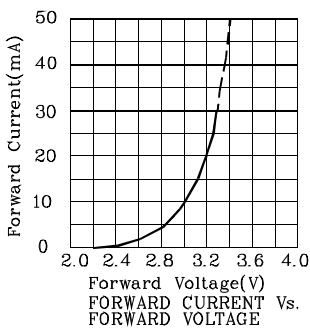
❖ FBB



❖ M2ACR



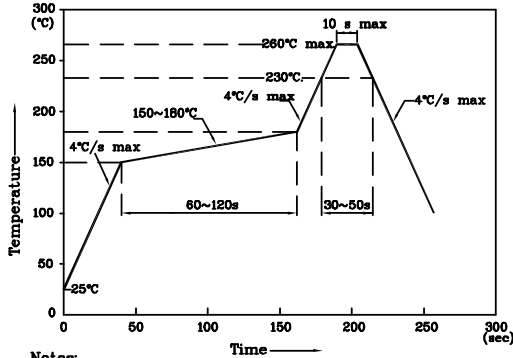
❖ M2DG



LED is recommended for reflow soldering and soldering profile is shown below.

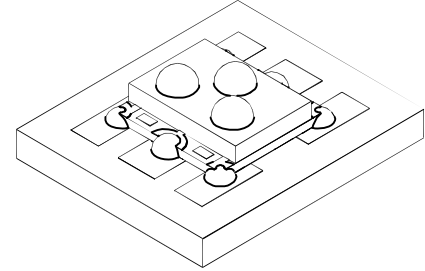
❖ The device has a single mounting surface. The device must be mounted according to the specifications.

Reflow Soldering Profile for SMD Products (Pb-Free Components)

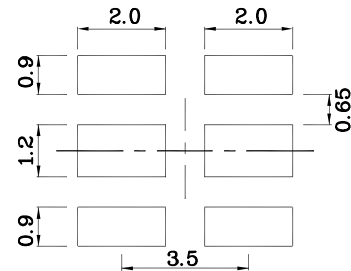


Notes:

1. Maximum soldering temperature should not exceed 260°C
2. Recommended reflow temperature: 145°C-260°C
3. Do not put stress to the epoxy resin during high temperatures conditions

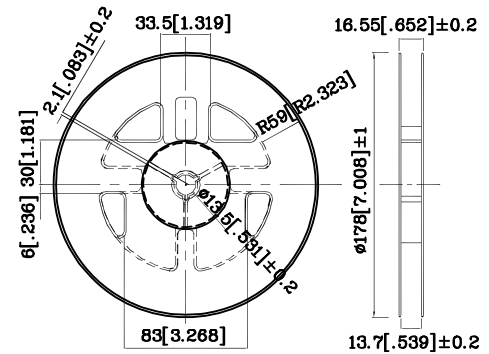
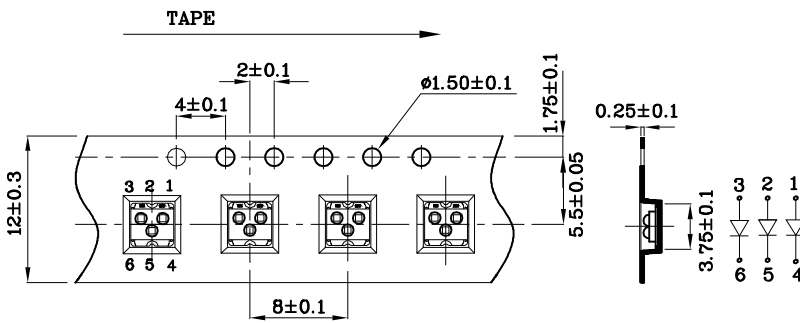


❖ Recommended Soldering Pattern (Units : mm; Tolerance: ± 0.1)



❖ Tape Specification (Units : mm)

❖ Reel Dimension



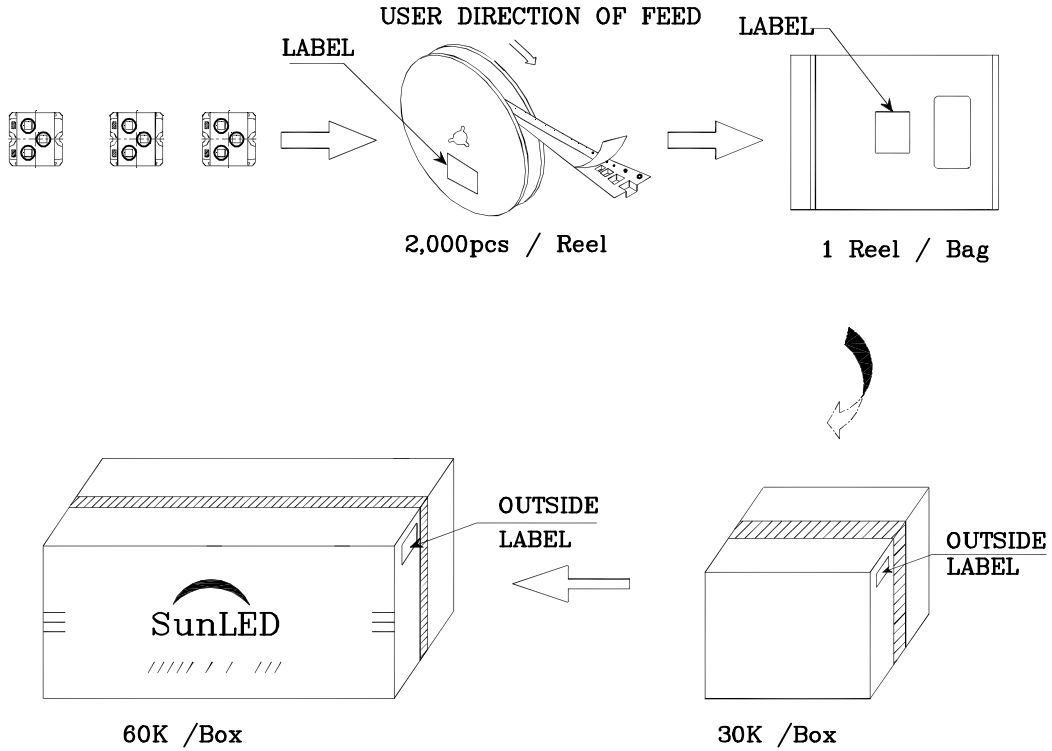

Remarks:

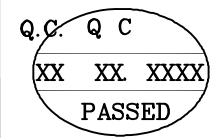

If special sorting is required (e.g. binning based on forward voltage, Luminous intensity / luminous flux, or wavelength), the typical accuracy of the sorting process is as follows:

1. Wavelength: +/-1nm
2. Luminous intensity / luminous flux: +/-15%
3. Forward Voltage: +/-0.1V

Note: Accuracy may depend on the sorting parameters.

PACKING & LABEL SPECIFICATIONS

	
P/NO : XZxxx92x-3	
QTY : 2,000pcs	CODE: XXX
S/N : XX	
LOT NO:	
 XXXXXXXXXXXXXXXXXXXX	
RoHS Compliant	